


# SING, DANCE AND MOVE...!!!

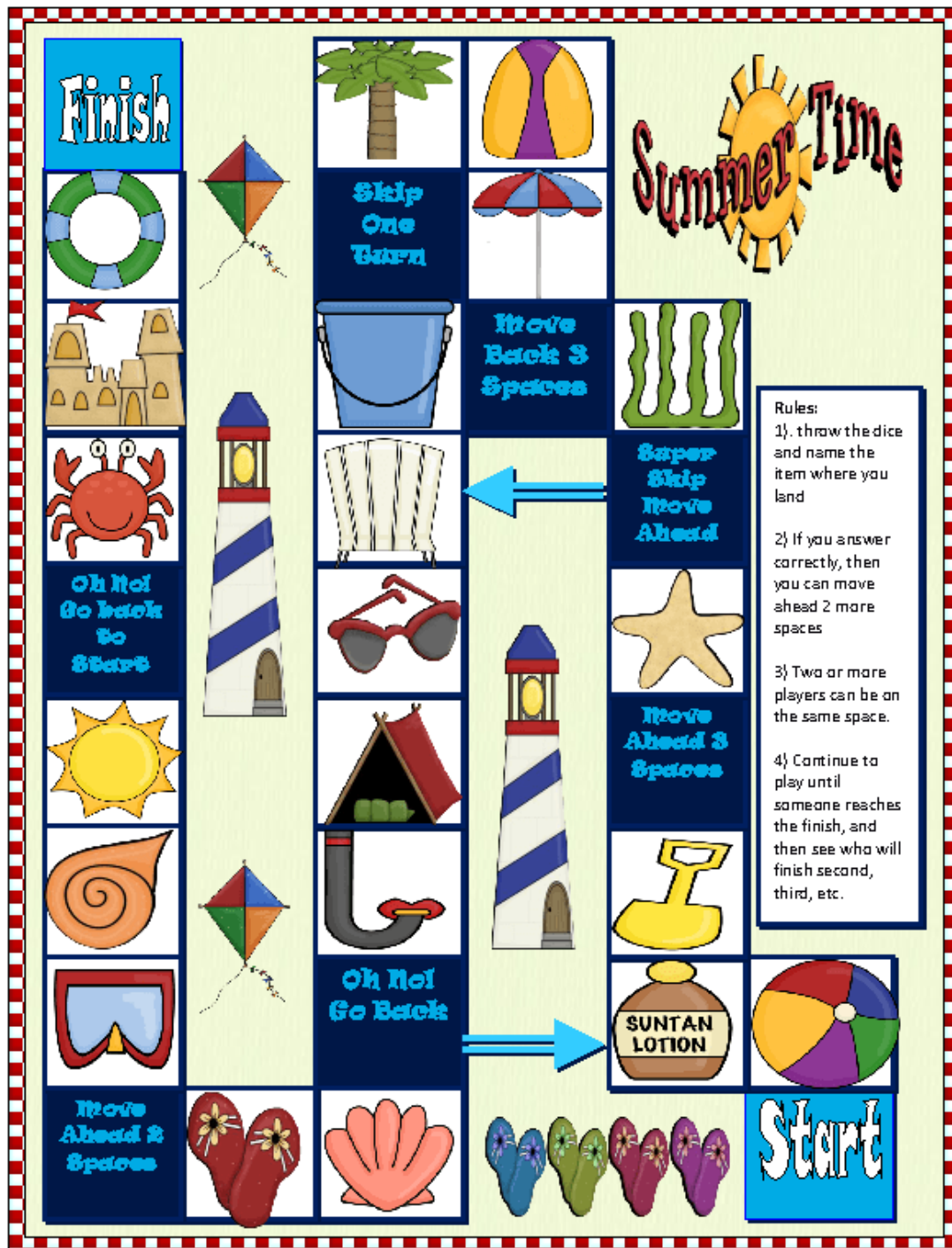


<https://www.youtube.com/watch?v=mVhh0oATqBI>

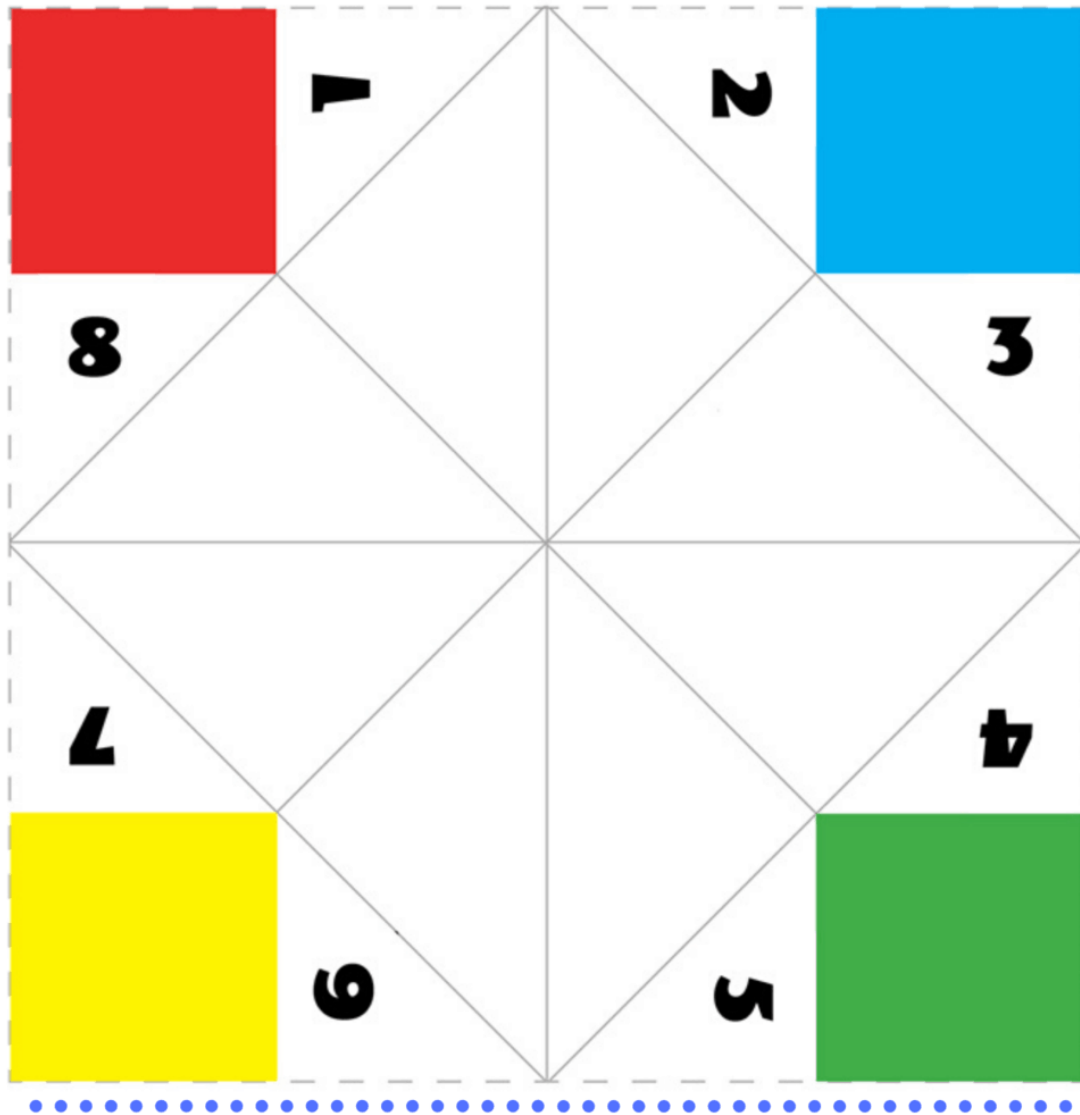
## PRACTICE VOCABULARY:



**SUMMER FAMILY BOARDGAME:**



Students advance on the board with dice, when they land on a square they are asked to make a correct sentence by using the picture clue given.

**CUT OUT, FOLD, PLAY AND TALK:****THREE DIFFERENT OPTIONS. YOU CAN CHOOSE...****OPTION 1:****How to make your Fortune Teller**

1. Print out the Fortune Teller and cut into a square.
2. Fold the paper into fourths.
3. Unfold the paper.
4. Fold over the four corners, evenly into the middle.
5. Fold into fourths again.
6. Flip over the paper.
7. Fold over the corners on the new side of the paper.
8. Fold into fourths one last time.
9. Fit your fingers into the slits and open.

**Add hand written fortunes to the inner flaps!****How to play your Fortune Teller:**

1. Pick a colored box. Spell out the letters while alternating a pinching and pulling motion with the teller to reveal a set of four numbers.
2. Pick a number and move the fortune teller the corresponding number of times, revealing a second set of four numbers.
3. Choose a flap to open and reveal your fortune!



OPTION 2:

Find out your destiny  
— with the —  
Ever After High™ Fortune Teller!

EVERAFTERHIGH.COM

**FOLDING INSTRUCTIONS**

1. Fold paper in half both ways diagonally.
2. Fold all four corners to meet in center.
3. Flip over and place text side up.
4. Fold all corners to the center of the paper. Fold in half keeping text on inside.
5. Slip thumb and forefinger of each hand under corner flaps and open.
6. Finished product:

**HOW TO PLAY**

1. Ask a friend to pick an object. Move the flaps in and out and side to side, in time with the letters, and spell out the object's name.
2. Stop on the last letter with the Fortune Teller and open to reveal the numbers. Ask your friend to pick a number and count out the number by moving the flaps in and out and side to side. Ask your friend to pick another number and count it out in the same manner.
3. This time, ask your friend to pick a third number and open the flap to reveal your friend's fortune.

©2014 Hasbro. All Rights Reserved. http://www.everafterhigh.com

OPTION 3:

# ORIGAMI SORTING HAT



# HARRY POTTER



**READ AND WRITE:**

# Holidays



A) Complete the sentences with the words in box:

beach holiday    camping holiday    cruise    skiing holiday    walking holiday

I love sleeping outside.

I'm going on a \_\_\_\_\_



3. I love the mountains in the summer.

I'm going on a \_\_\_\_\_




2. I love lying in the sun.

I'm going on a \_\_\_\_\_



5. I love the sea.

I'm going on a \_\_\_\_\_



4. I love the mountains in the winter.

I'm going on a \_\_\_\_\_

